

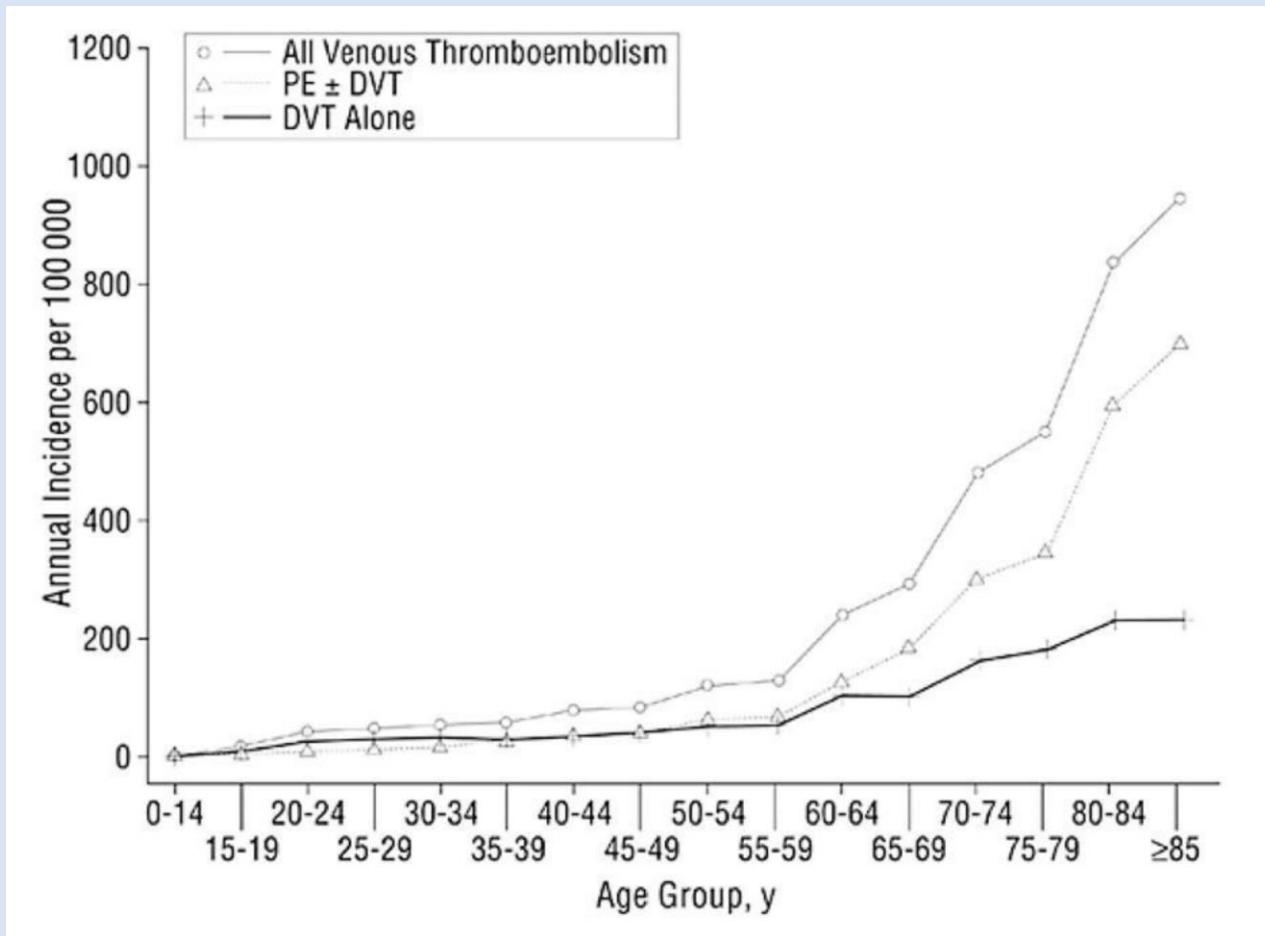


**WORLD THROMBOSIS DAY**  
13 OCTOBER

# Behandeling trombose bij kinderen

Irene Klaassen,  
Amsterdam UMC

Heleen van Ommen,  
Erasmus MC Sophia



In Nederland:  
300-400  
kinderen/jaar

# Kindertrombose

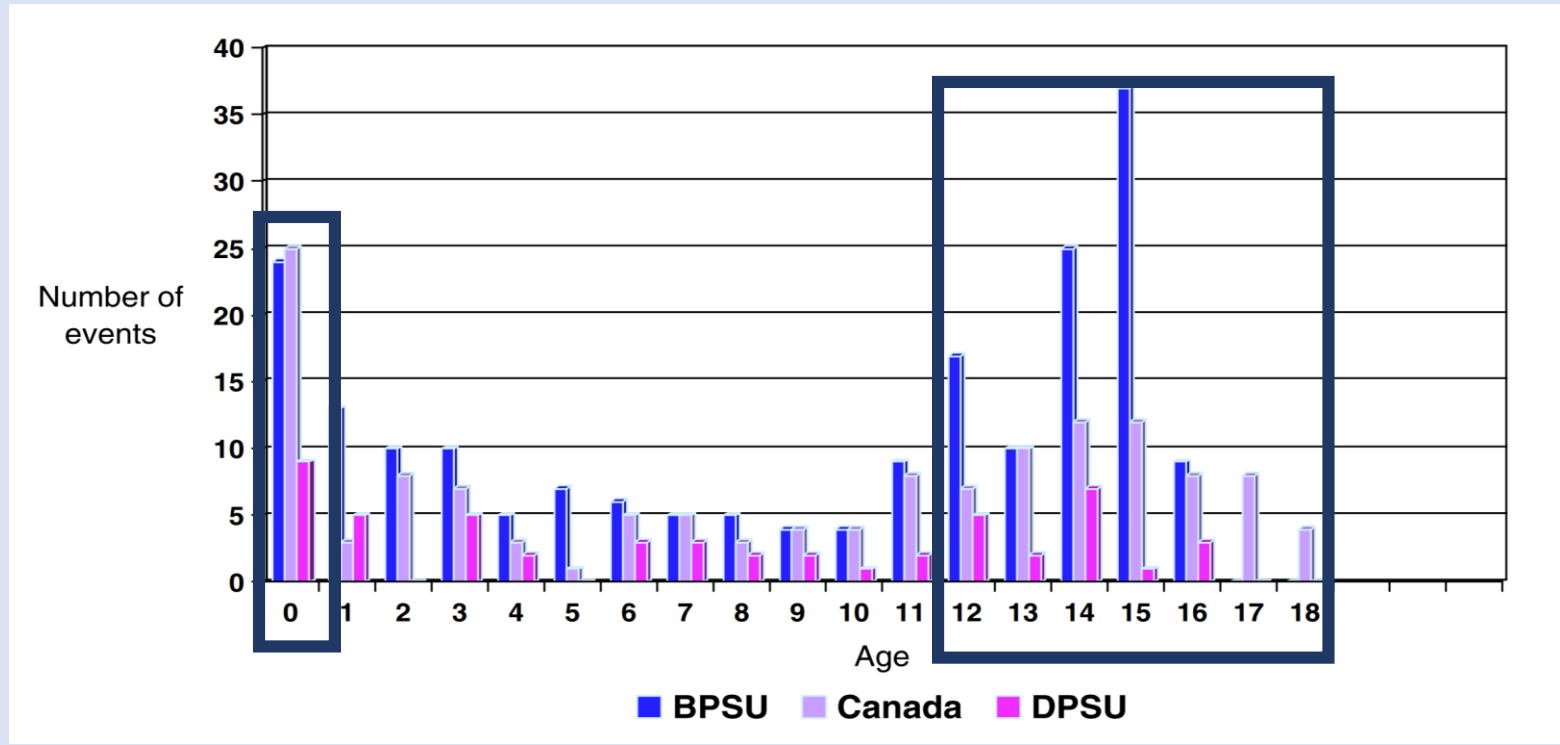
## INFORMATIE VOOR PROFESSIONALS

### Werkgroep Pediatrische Trombose en Stroke

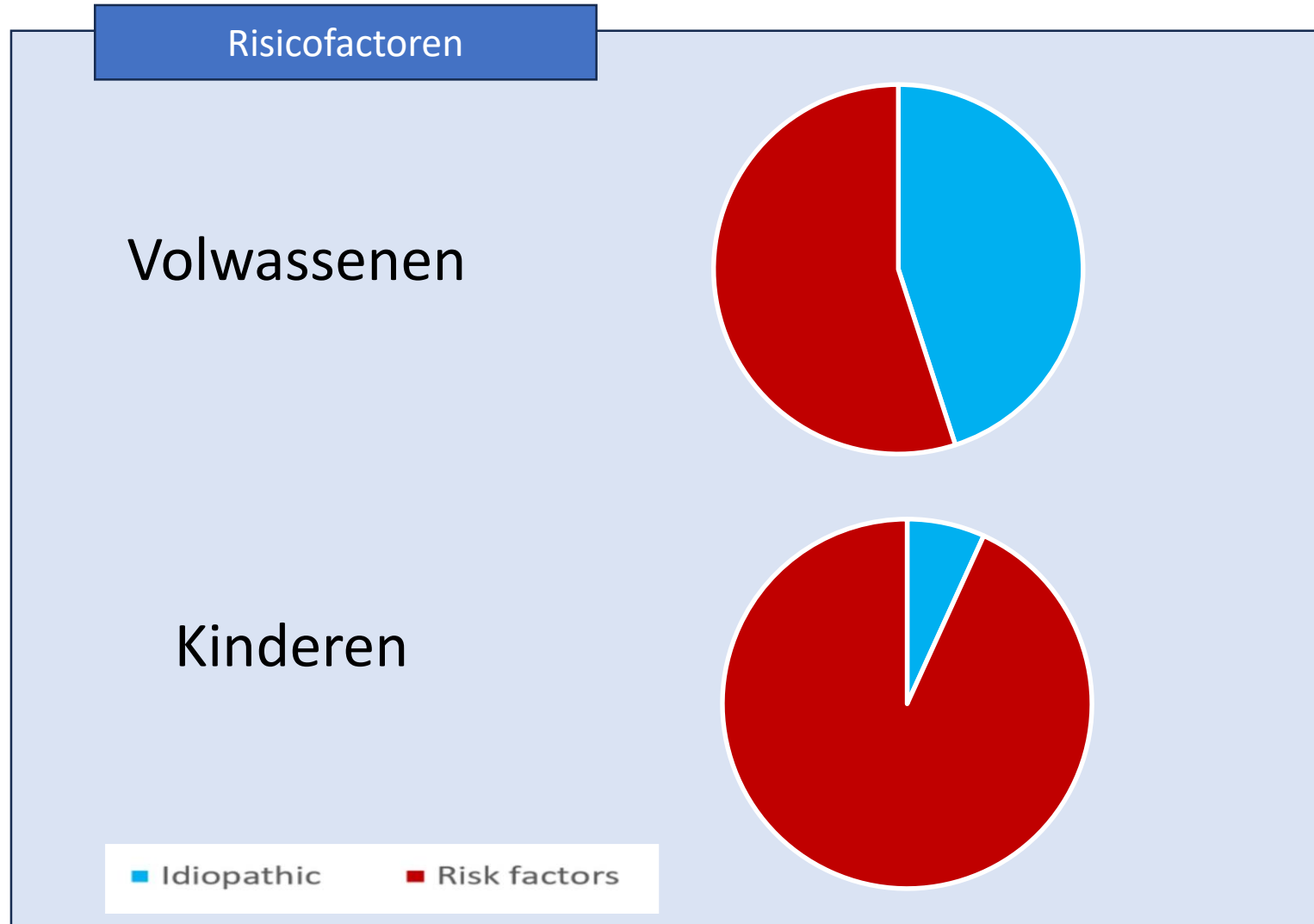


Heeft u een kind met verdenking trombose? Op deze site vindt u de laatste richtlijnen over de diagnostiek en behandeling van trombose bij kinderen, informatie voor patiënten, en een overzicht van lopende (inter)nationale studies.





# Trombose ontstaat vooral bij zieke kinderen



**Throm-PED registry: 1440 kinderen**

Risicofactor	0-1 j n=441	1-11 j n=466	≥ 12 j n=533
Centraal veneuze lijn	318 (72%)	200 (43%)	130 (24%)
Ontsteking	101 (23%)	158 (34%)	95 (18%)
Kanker	13 (3%)	88 (19%)	74 (14%)
Operatie	88 (20%)	71 (15%)	71 (13%)
Immobilisatie	31 (7%)	57 (12%)	88 (16%)
Aangeboren hartafwijking	128 (29%)	42 (9%)	16 (3%)
Obesitas	1 (0.2%)	8 (2%)	62 (12%)
Pilgebruik	-	-	75 (26%)#

# Alleen meisjes

**Throm-PED registry: 1440 kinderen**

Risicofactor	0-1 j n=441	1-11 j n=466	≥ 12 j n=533
Centraal veneuze lijn	318 (72%)	200 (43%)	130 (24%)
Ontsteking	101 (23%)	158 (34%)	95 (18%)
Kanker	13 (3%)	88 (19%)	74 (14%)
Operatie	88 (20%)	71 (15%)	71 (13%)
Immobilisatie	31 (7%)	57 (12%)	88 (16%)
Aangeboren hartafwijking	128 (29%)	42 (9%)	16 (3%)
Obesitas	1 (0.2%)	8 (2%)	62 (12%)
Pilgebruik	-	-	75 (26%) <sup>#</sup>

<sup>#</sup> Alleen meisjes

**Throm-PED registry: 1440 kinderen**

Risicofactor	0-1 j n=441	1-11 j n=466	≥ 12 j n=533
Centraal veneuze lijn	318 (72%)	200 (43%)	130 (24%)
Ontsteking	101 (23%)	158 (34%)	95 (18%)
Kanker	13 (3%)	88 (19%)	74 (14%)
Operatie	88 (20%)	71 (15%)	71 (13%)
Immobilisatie	31 (7%)	57 (12%)	88 (16%)
Aangeboren hartafwijking	128 (29%)	42 (9%)	16 (3%)
Obesitas	1 (0.2%)	8 (2%)	62 (12%)
Pilgebruik	-	-	75 (26%)#

# Alleen meisjes



# Behandeling bij kinderen

Voor 2022:



Na 2022:



# Voordelen nieuwe bloedverdunners



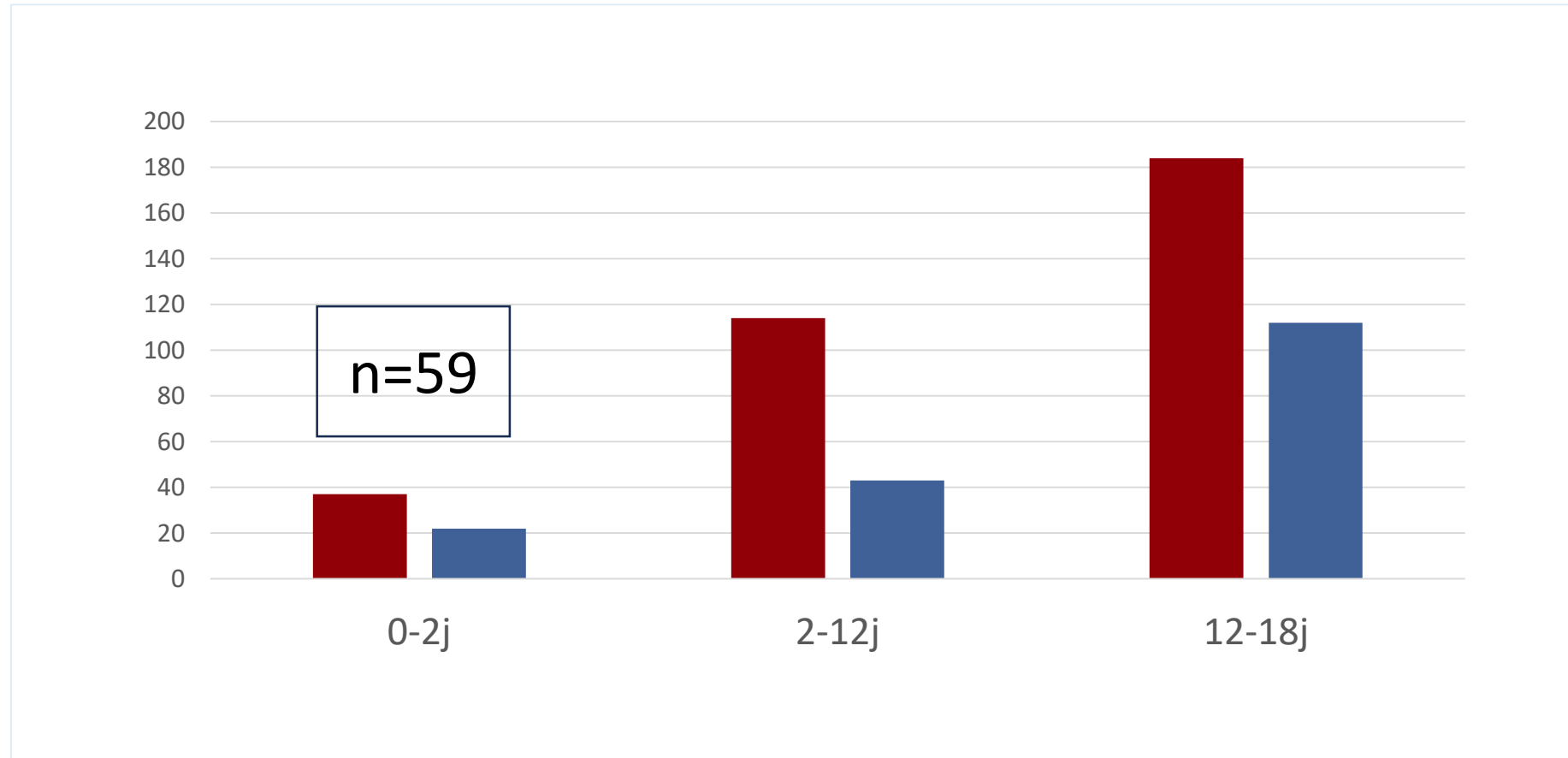
NIET PRIKKEN

Onderzocht in  
“grote” studies

Kindvriendelijke  
toedieningsvormen  
beschikbaar

Minder invloed  
dieet en medicatie

# Slechts 59 kinderen < 2 jr in rivaroxaban en dabigatran studie



# PHARMA-NEO

Pharmacokinetics and pharmacodynamics of nadroparin in neonates: time to move to evidence-based dosing

Irene Klaassen, kinderarts-hematoloog  
Amsterdam UMC



Even voorstellen

Even voorstellen





# 2009

ARTICLES

Dramatic Increase in Venous Thromboembolism in  
Children's Hospitals in the United States From 2001 to 2007



# 2009

ARTICLES

Dramatic Increase in Venous Thromboembolism in Children's Hospitals in the United States From 2001 to 2007

# 2022

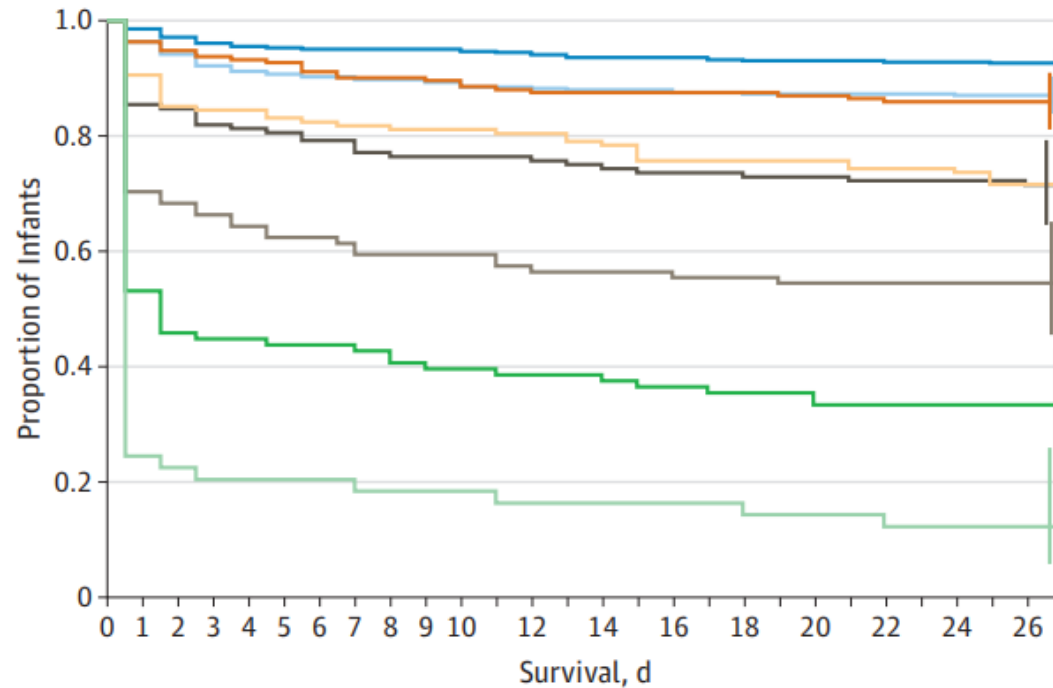
The Continued Rise of Venous Thromboembolism Across US Children's Hospitals

Sarah H. O'Brien, MD, MSc,<sup>a,b</sup> Joseph R. Stanek, MS,<sup>a,c</sup> Char M. Witmer, MD,<sup>d</sup> Leslie Raffini, MD<sup>d</sup>

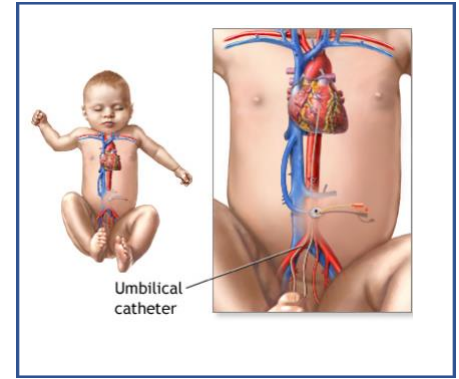
# Association Between Year of Birth and 1-Year Survival Among Extremely Preterm Infants in Sweden During 2004-2007 and 2014-2016

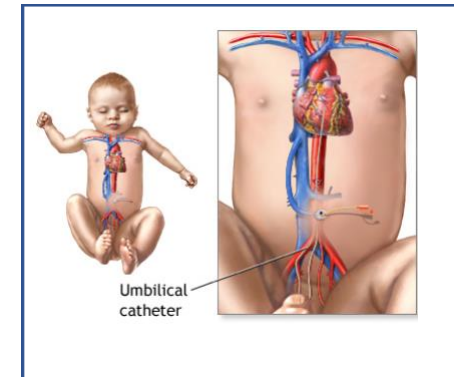
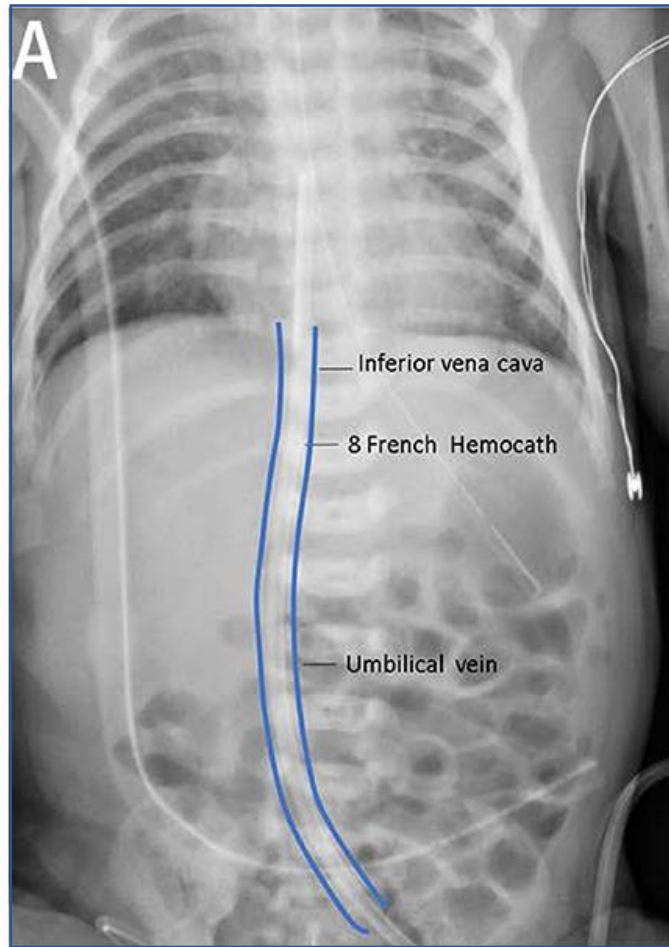
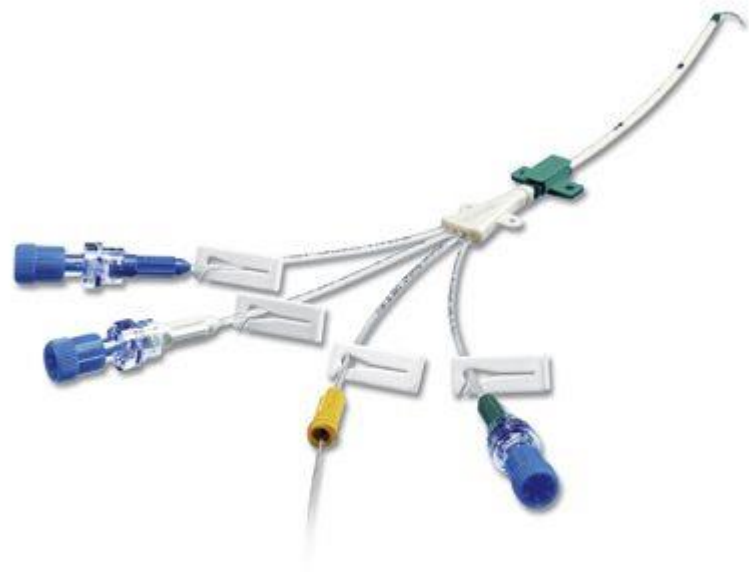
Figure. One-Year Survival Among Infants Delivered at 22-26 Weeks' Gestational Age in Sweden

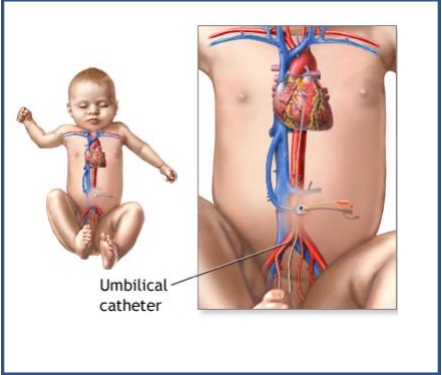
**A** Survival during first 27 d


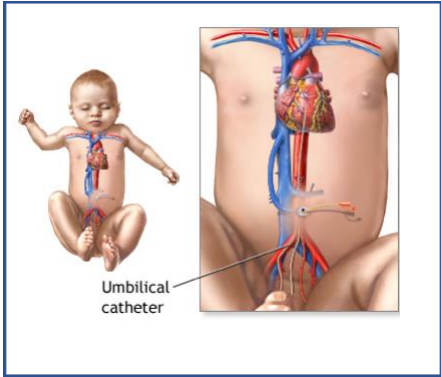


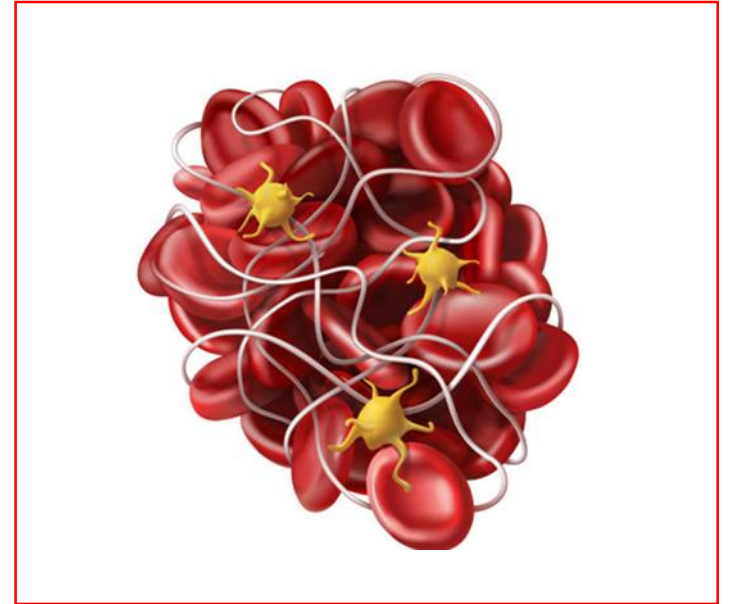
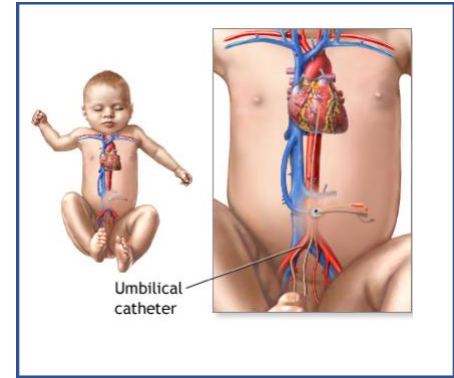











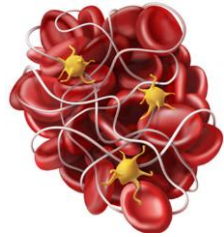


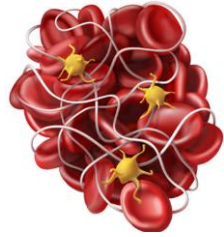


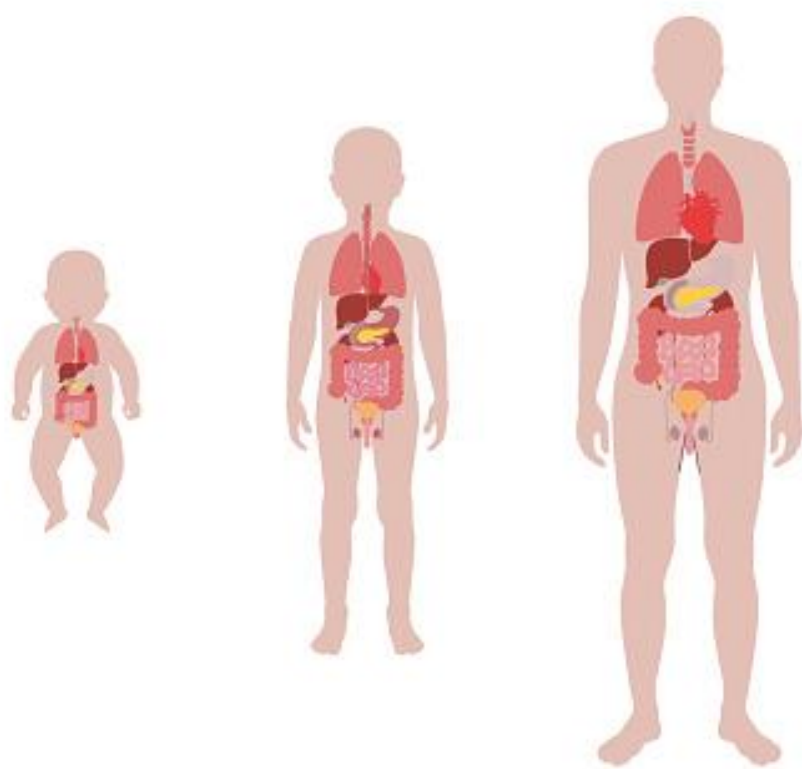


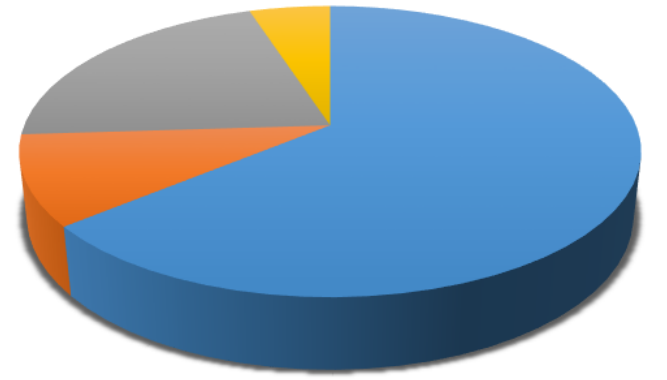
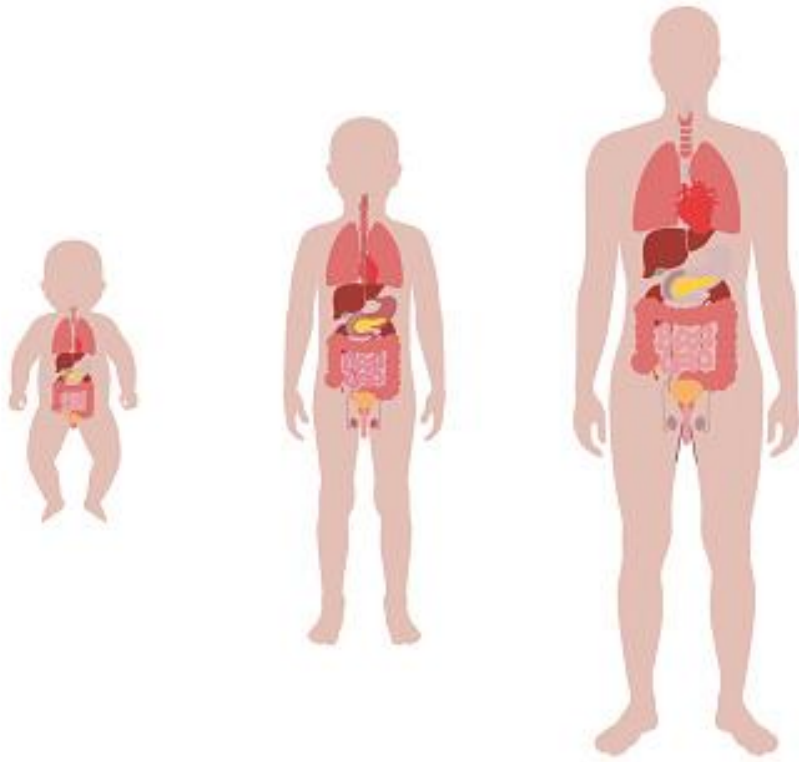




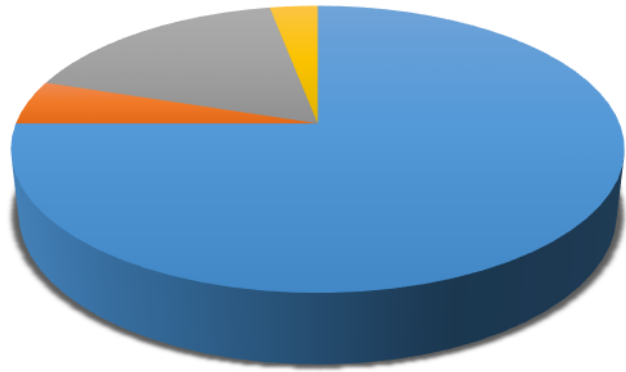




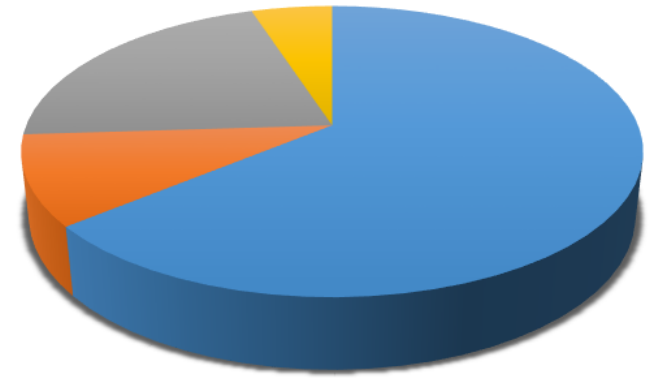
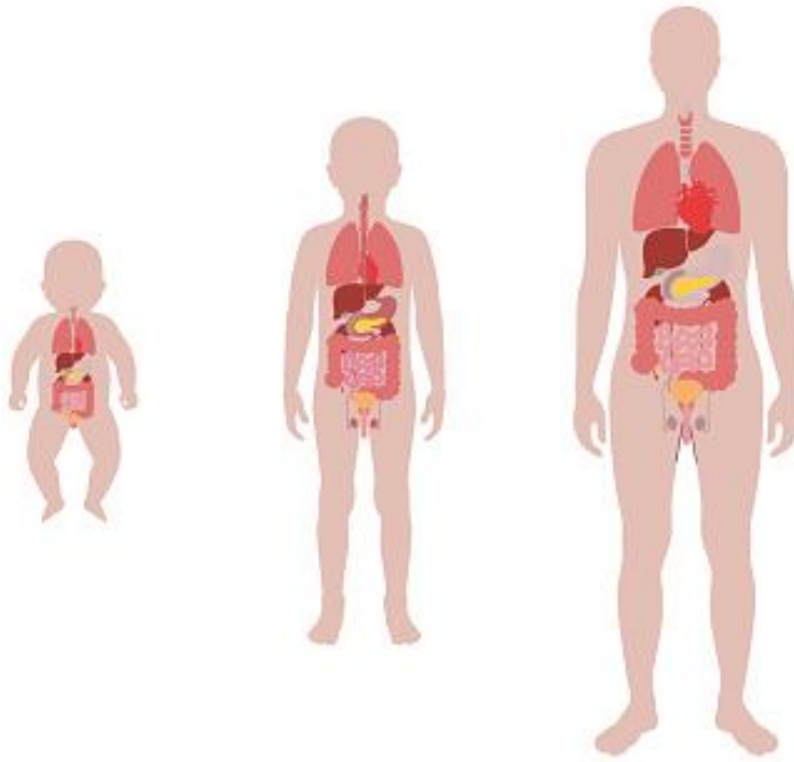




■ Water ■ Vet ■ Proteine ■ Mineralen

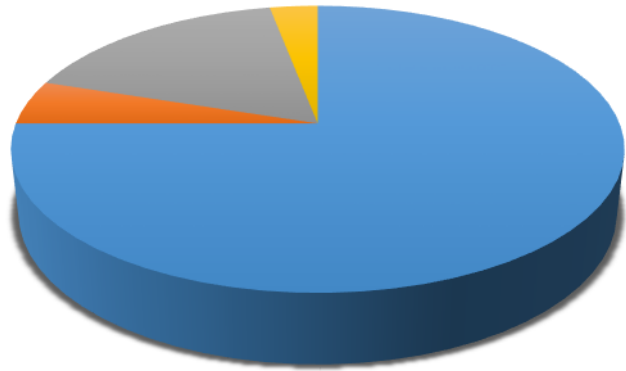
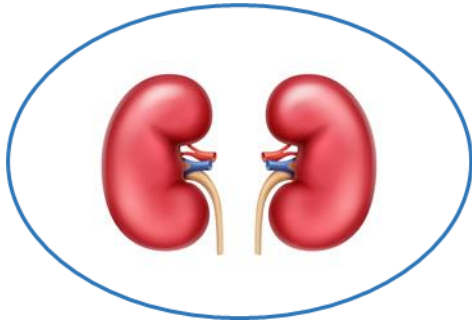


■ Water ■ Vet ■ Proteine ■ Mineralen

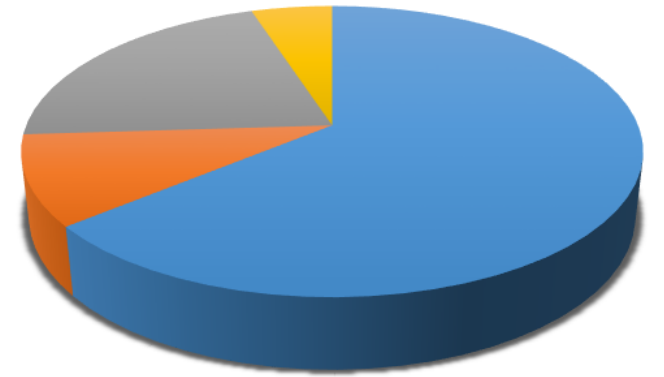
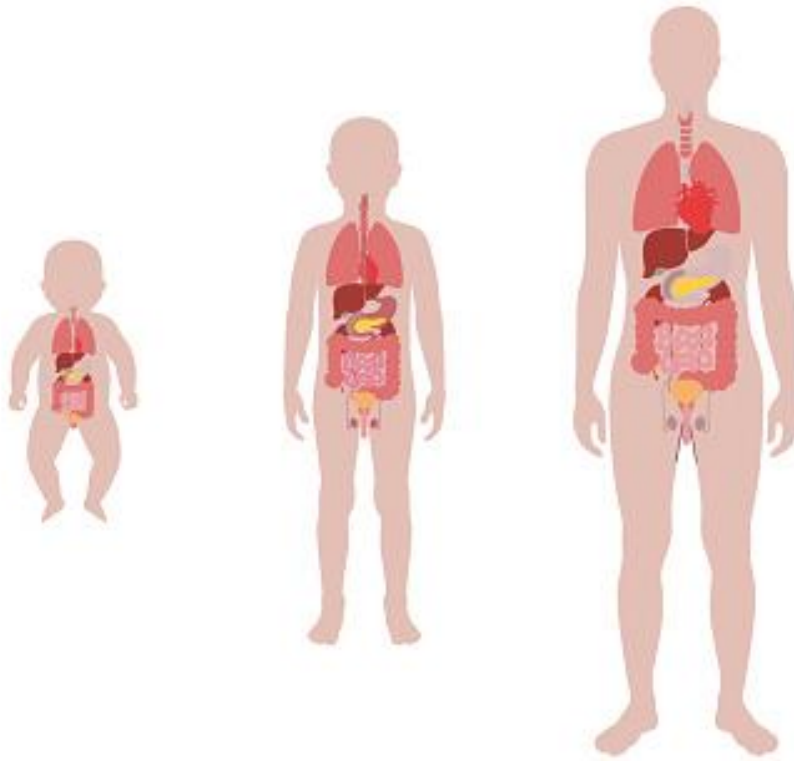


■ Water ■ Vet ■ Proteine ■ Mineralen






■ Water ■ Vet ■ Proteine ■ Mineralen



■ Water ■ Vet ■ Proteine ■ Mineralen

# PHARMA-NEO



UMCG



Emma Kinderziekenhuis  
Amsterdam UMC

Erasmus MC  
Sophia Kinderziekenhuis  
*Erasmus*



isala  
Vrouw-kindcentrum

Amalia kinderziekenhuis  
Radboudumc



máxima  
medisch centrum



Maastricht UMC+  
Beter door meer kennis

# PHARMA-NEO



# PHARMA-NEO



# PHARMA-NEO



# PHARMA-NEO



# PHARMA-NEO

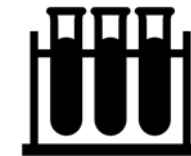



# PHARMA-NEO





# PHARMA-NEO



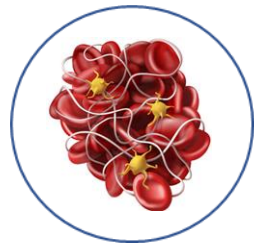
# PHARMA-NEO



# PHARMA-NEO



# PHARMA-NEO



# PHARMA-NEO



